

Made to Order Common Specifications: -XC6: Made of Stainless Steel



18 Made of Stainless Steel

Symbol
-XC6

The piston rod and rod end nut (male thread only) of this model are made of stainless steel. This model is suitable for applications in which the end of the piston rod is to be immersed in water, etc., and there is concern regarding the generation of rust or corrosion.

Applicable Series

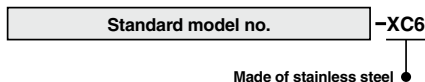
Series	Description	Model	Action	Vol. no. (for std model)
CM2	Air cylinder	CM2-Z1	Double acting, Single rod	Web Catalog
		CM2-Z	Double acting, Single rod	
		CM2W-Z	Single acting (Spring return), Double rod	
	Non-rotating rod type	CM2K-Z	Double acting, Single rod	
		CM2KW-Z	Single acting (Spring return), Double rod	
	Direct mount type	CM2R-Z	Double acting, Single rod	
	Non-rotating rod, Direct mount type	CM2RK-Z	Double acting, Single rod	
	Centralized piping type	CM2□□	Double acting, Single rod	
	Smooth cylinder ⁽⁵⁾	CM2Y-Z	Double acting, Single rod	
	Air-hydro type	CM2H-Z	Double acting, Single rod	
Direct mount type, air-hydro type	CM2RH-Z	Double acting, Single rod		
End lock cylinder	CBM2 ⁽⁶⁾	Double acting, Single rod		
CG1	Air cylinder	CG1-Z1	Double acting, Single rod	Web Catalog
		CG1-Z	Double acting, Single rod	
	Double rod type	CG1W-Z	Double acting, Double rod	
	Direct mount type	CG1R-Z	Double acting, Single rod	
	Smooth cylinder ⁽⁵⁾	CG1Y-Z	Double acting, Single rod	
MB ⁽²⁾	Air cylinder	MB-Z ⁽⁴⁾	Double acting, Single rod	
		MBW-Z ⁽⁴⁾	Double acting, Double rod	
MB1 ⁽²⁾	Air cylinder	MB1-Z ⁽⁴⁾	Double acting, Single rod	
	End lock cylinder	CBA2 ⁽¹⁾	Double acting, Single rod	
CA2 ⁽²⁾	Air-hydro type	CA2□□	Double acting, Single rod	
		CA2W□□	Double acting, Double rod	
CS1 ⁽²⁾	Air cylinder	CS1	Double acting, Single rod	
	Air-hydro type	CS1W	Double acting, Single rod	
		CS1□□	Double acting, Double rod	

Series	Description	Model	Action	Vol. no. (for std model)
CQS	Compact cylinder	CQS	Double acting, Single rod	Web Catalog
		CQSW	Single acting (Spring return), Double rod	
	Non-rotating rod type	CQSK	Double acting, Single rod	
	Lateral load resisting type	CQS□S	Double acting, Single rod	
CQ2	Compact cylinder	CQ2-Z	Double acting, Single rod	
		CQ2W-Z	Single acting (Spring return), Double rod	
	Axial piping (Centralized piping)	CQP2-Z	Double acting, Double rod	
		CQ2-Z	Double acting, Single rod	
		CQ2□□S-Z	Single acting (Spring return), Double rod	
	Long stroke	CQ2-Z	Double acting, Single rod	
	Anti-lateral load	CQ2□□S-Z	Double acting, Single rod	
Water resistant	CQ2-R/V-Z	Double acting, Single rod		
	CQ2W-R/V-Z	Double acting, Double rod		
MU	Plate cylinder	MU-Z	Double acting, Single rod	
MGP	Compact guide cylinder	MGP-Z	Double acting	
MGG	Guide cylinder	MGG	Double acting	
MGC	Guide cylinder	MGC	Double acting	
CXS	Dual rod cylinder	CXSM	Double acting	
CXSJ	Dual rod cylinder compact type	CXSJM	Double acting	
RHC	High power cylinder	RHC	Double acting	
CV	Valve mounted air cylinder	CVM5	Double acting, Single rod	
		CVS1	Double acting, Single rod	

- Note 1) Head side locking type only
 Note 2) There is a maximum stroke limit for CA2, MB, MB1 and CS1 cylinders.
 Note 3) The MB-Z, MB1-Z, and CA2-Z made of stainless steel are applicable as "-XC6".
 Note 4) Only available for ø125 type.
 Note 5) Keep in mind that poor lubrication of the piston rod sliding surface may result in the specifications stated in the catalog not being satisfied.
 Note 6) Double end lock is available as a special order.

How to Order

CM2, CG1, MB, MB1, CA2, CS1, CQS, CQ2, MU, CV



Mounting brackets, accessories, and nut material: Stainless steel

The following accessories need to be prepared separately. (Please order separately.) Refer to the "Accessories" page of each series for details.

Series	Bore size (mm)	Foot	Flange	Single knuckle joint	Double knuckle joint	Mounting nut	Rod end nut	Accessories page
CM2	20, 25, 32, 40	○	○	○	○	○	○	Web Catalog
CG1	20, 25, 32, 40, 50, 63, 80, 100	○*	○*	○	○	—	○	
	20, 25, 32, 40, 50, 63, 80, 100	—	—	○	○	—	○	

* Except bore size 20 and 25.

Maximum Stroke

Series	Double acting, Single rod	Double acting single rod with rod boot	(mm)
CA2, MB, MB1	CA2: 1500 MB-MB1: 1700	1000	
CS1	1200	1200	

Specifications

Parts changed to stainless steel	Piston rod, Rod end nut
Specifications other than above and external dimensions	Same as standard

- Note 1) In the case of CS1 cylinder, the piston rod is only made of stainless steel. Rod end nut is not attached.
 Note 2) In the case of CQ cylinder, its snap ring and piston rod are made of stainless steel.
 Rod end nut is also made of stainless steel for rod end male thread type.

Made to Order Common Specifications: -XC6: Made of Stainless Steel

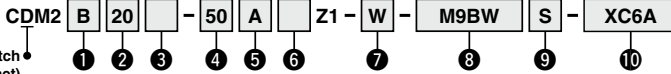


18 Made of Stainless Steel

Symbol
-XC6

Suitable for environments where rust and corrosion are likely to be generated

How to Order/CM2-Z1



With auto switch
(Built-in magnet)

1 Mounting

B	Basic (Double-side bossed)
L	Axial foot
F	Rod flange
G	Head flange
C	Single clevis*1
D	Double clevis*1
U	Rod trunnion*1
T	Head trunnion*1
E	Integrated clevis
V	Integrated clevis (90°)
BZ	Boss-cut/Basic
FZ	Boss-cut/Rod flange
UZ	Boss-cut/Rod trunnion*1

*1 Only applicable to the XC6A

2 Bore size

20	20 mm
25	25 mm
32	32 mm
40	40 mm

3 Port thread type

Nil	Rc
TN	NPT
TF	G

4 Stroke

Refer to Table 1 for applicable strokes.

5 Cushion

Nil	Rubber bumper
A	Air cushion

6 Rod end thread

Nil	Male rod end
F	Female rod end

7 Rod end bracket

Nil	No bracket
V	Single knuckle joint
W	Double knuckle joint

* No bracket is provided for the female rod end.

8 Auto switch

For auto switch models, refer to the table of applicable auto switches.

9 Number of auto switches

Nil	2
S	1
n	n

10 Made to order

XC6A	Stainless steel rod + Stainless steel end nut
XC6B	Stainless steel rod + Stainless steel end nut + Stainless steel mounting nut + Retaining ring + Bracket

Table 1. Applicable Strokes

Bore size [mm]	Standard stroke [mm]	Max. manufacturable stroke [mm]
20		
25	25, 50, 75, 100,	1000
32	125, 150, 200,	
40	250, 300	

* The manufacturing of intermediate strokes in 1 mm increments is possible.

Specifications

Material	Stainless steel	
Changed parts	XC6A	Piston rod, Rod end nut
	XC6B	Piston rod, Rod end nut, Retaining ring, Mounting nut Bracket (Refer to the mounting brackets in the table below.)
Specifications other than the above and dimensions	Same as those of the standard type	

* The pivot bracket must be ordered separately. (Refer to the mounting brackets in the table below.)

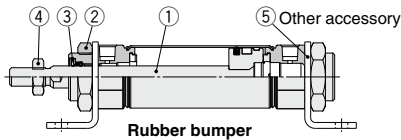
* Rod end is not affected by this option and should be managed separately.

* The materials of the cushion needle are the same as standard. It is made from iron and nickel.

Construction

XC6A, XC6B construction

The material of the components below will be changed from standard and those not mentioned will remain the same as standard.



No.	1	2	3	4	5
Description	Piston rod	Mounting nut	Retaining ring	Rod end nut	Bracket (Refer to the mounting brackets below.)
XC6A	Stainless steel	No change (Steel)	No change (Steel)	Stainless steel	No change (Steel)
XC6B	Stainless steel	Stainless steel	Stainless steel	Stainless steel	Stainless steel

Mounting Brackets/Part Nos.

Mounting bracket	Min. order quantity	Bore size [mm]				Contents (for min. order quantity)
		20	25	32	40	
Foot*1	2	CM-L020B-XB12	CM-L032B-XB12	CM-L040B-XB12		2 foot brackets, 1 mounting nut
Foot	1	CM-L020BSUS	CM-L032BSUS	CM-L040BSUS		1 foot bracket*2
Flange	1	CM-F020BSUS	CM-F032BSUS	CM-F040BSUS		1 flange*2
Rod end nut	1	NT-02SUS	NT-03SUS	NT-04SUS		1 rod end nut
Mounting nut	1	SN-020BSUS	SN-032BSUS	SN-040BSUS		1 mounting nut
Single knuckle joint	1	I-020BSUS	I-032BSUS	I-040BSUS		1 single knuckle joint
Double knuckle joint	1	Y-020BSUS	Y-032BSUS	Y-040BSUS		1 double knuckle joint, 1 clevis pin, 2 retaining rings (split pins)

*1 Order two foot brackets per cylinder.

*2 The mounting nut is not included. Order it separately as required.

Made to Order Common Specifications: -XC6: Made of Stainless Steel



18 Made of Stainless Steel

Symbol
-XC6

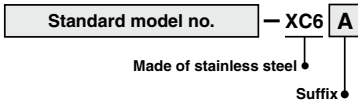
CQ2□^R_V Series

Applicable Series

Description	Model	Action
Water resistant	CQ2□ ^R _V	Double acting, Single rod
	CQ2W□ ^R _V	Double acting, Double rod

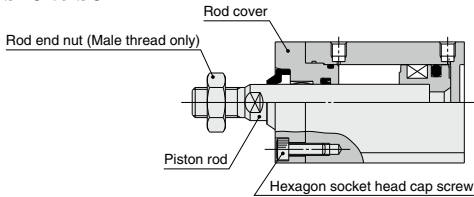
How to Order

C□Q2□^R_V
C□Q2W□^R_V



Nil	Piston rod/Retaining ring/Rod end nut material: Stainless steel
A	Piston rod/Rod end nut/Cover holding bolt material: Stainless steel

ø20 to ø32



Specifications

Parts changed to stainless steel	XC6	Retaining ring, Piston rod, Rod end nut
	XC6A ^{*1}	Piston rod, Rod end nut, Cover holding bolt

Specifications other than the above and dimensions	Same as the standard type
--	---------------------------

^{*1} -XC6A is only applicable to ø20, ø25, and ø32 of the double acting, single rod type.

Stainless steel rod end brackets (single knuckle joint, double knuckle joint) are also available.

For details ⇨ [Web Catalog](#)

Made to Order Common Specifications: -XC6: Made of Stainless Steel



18 Made of Stainless Steel

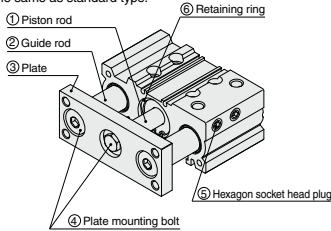
Symbol
-XC6

MGP series

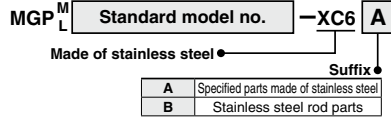
Specified Parts Changed to Stainless Steel

XC6A	①, ②, ③, ④, ⑤, ⑥
XC6B	①, ②, ⑤, ⑥

Specifications and external dimensions other than above are the same as standard type.



How to Order



Dimensions

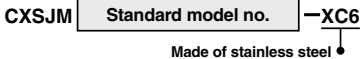
Bore size (mm)	XC6A			XC6B
	DA	FA	FB	DA
12	(6)	8	5	(6)
16	(8)	8	5	(8)
20	(10)	9	7	(10)
25	(10)	10	6	(10)
32	(14)	12	10	(14)
40	(14)	12	10	(14)
50	20	16	12	20
63	20	16	12	20
80	25	19	21	25
100	30	22	28	30

(mm)

The dimensions in () are the same as standard type.

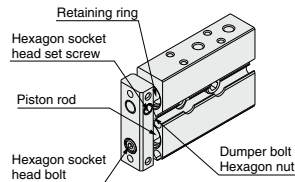
CXSJM series

How to Order



Specifications

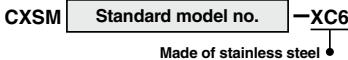
Parts changed to stainless steel	Piston rod, retaining ring, hexagon socket head bolt, hexagon socket head set screw, dumper bolt, hexagon nut
Specifications other than above and external dimensions	Same as standard



Note) The head cover retaining ring for $\phi 6$ is made of special steel.

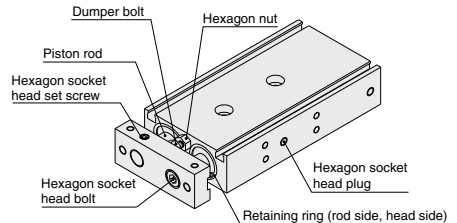
CXSM series

How to Order



Specifications

Parts changed to stainless steel	Piston rod, retaining ring, hexagon socket head bolt, hexagon socket head set screw, dumper bolt, hexagon nut, hexagon socket head plug
Specifications other than above and external dimensions	Same as standard



Made to Order Common Specifications: -XC6: Made of Stainless Steel

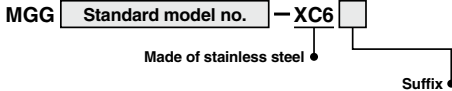


18 Made of Stainless Steel

Symbol
-XC6

The piston rod, rod end nut, and other specified parts of this model are made of stainless steel. This model is suitable for applications in which the plate is to be immersed in water, etc., and there is concern regarding the generation of rust or corrosion.

MGG series How to Order

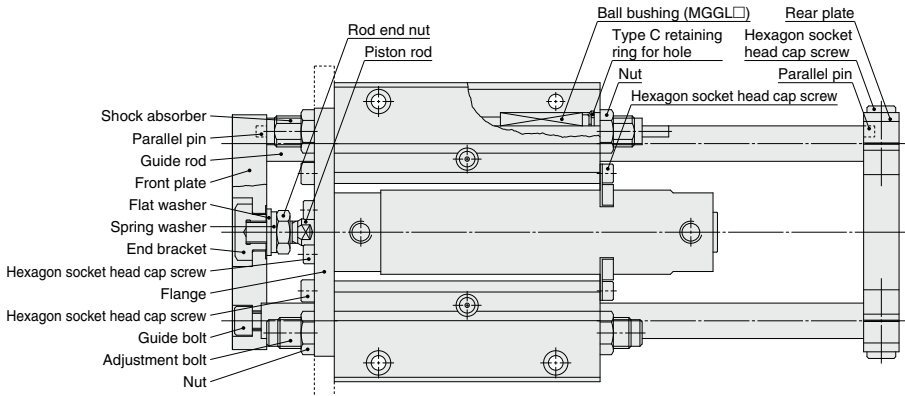


Nil	Piston rod, rod end nut made of stainless steel
A	Stainless steel used on all standard iron parts
B	Stainless steel rod end moving parts
C	Stainless steel rod parts

Specified Parts Changed to Stainless Steel

Symbol	Basic cylinder	Guide unit
-XC6		—
-XC6A	CDG1Z20 to 63-□-XC6 CDG1B20 to 100-□-XC6 (Piston rod, Rod end nut)	Flange, Front plate, Rear plate, Ball bushing (MGG□), Guide rod, End bracket, Flat washer, Spring washer, Type C retaining ring for hole, Adjustment bolt, Nut, Parallel pin, Hexagon socket head cap screw, Guide bolt
-XC6B		Front plate, Guide rod, End bracket, Flat washer, Spring washer, Parallel pin (for front plate), Guide bolt
-XC6C		Guide rod
Specifications other than above		Same as standard type

(Note) RBL (coolant resistant) type shock absorbers are used for -XC6A.

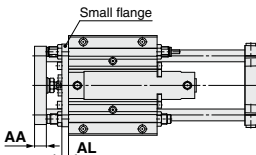


Dimensions (Dimensions other than below are the same as standard type.)

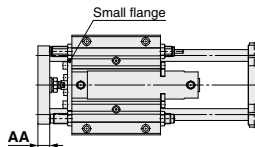
MGG□B20 to 50-□-XC6A

MGG□B20 to 50-□-XC6B
MGG□B20 to 50-□-XC6C

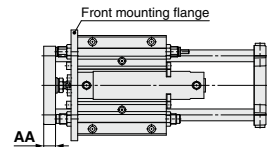
MGG□F20 to 50-□-XC6A
MGG□F20 to 50-□-XC6B
MGG□F20 to 50-□-XC6C



Bore size (mm)	(mm)	
	AA	AL
20	12	9
25	16	9
32	16	9
40	19	12
50	25	12



Bore size (mm)	(mm)	
	AA	
20	12	
25	16	
32	16	
40	19	
50	25	



Bore size (mm)	(mm)	
	AA	
20	12	
25	16	
32	16	
40	19	
50	25	

Made to Order Common Specifications: -XC6: Made of Stainless Steel



18 Made of Stainless Steel

Symbol
-XC6

The piston rod, rod end nut, and other specified parts of this model are made of stainless steel. This model is suitable for applications in which the plate is to be immersed in water, etc., and there is concern regarding the generation of rust or corrosion.

MGC series

How to Order

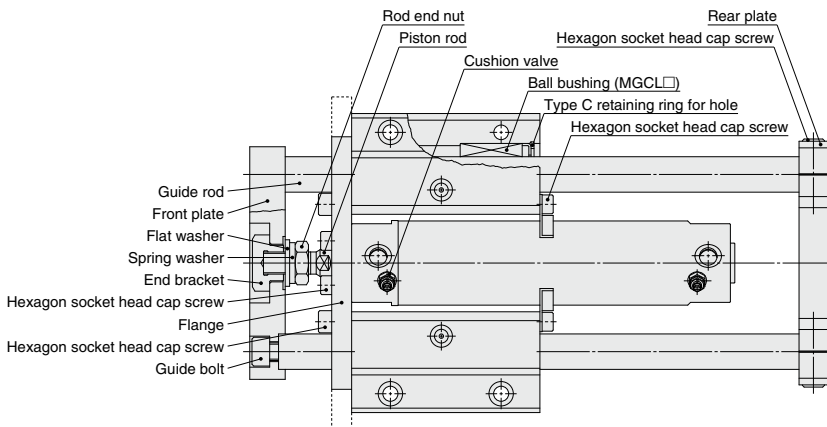
MGC Bearing type Mounting type Bore size - Stroke - Equipped/Not equipped back plate Auto switch C Nil - **XC6**

Note) For the XC6A, XC6B, and XC6C, this symbol is displayed when the D-A9□ or M9□ type auto switch is specified. It does not apply to other auto switches (such as the D-C7□ and H7□), (Nil)

Nil	Piston rod, rod end nut made of stainless steel
A	Stainless steel used on all standard iron parts
B	Stainless steel rod end moving parts
C	Stainless steel rod parts

Specified Parts Changed to Stainless Steel

Symbol	Basic cylinder	Guide unit
-XC6	CDG1ZA20 to 50-□-XC6 (Piston rod, Rod end nut)	—
-XC6A	CDG1BA20 to 50-□-X1057 (Piston rod, Rod end nut, Cushion valve)	Flange, Front plate, Rear plate, Ball bushing (MGCL□), Guide rod, End bracket, Flat washer, Spring washer, Type C retaining ring for hole, Hexagon socket head cap screw, Guide bolt
-XC6B		Front plate, Guide rod, End bracket, Flat washer, Spring washer, Guide bolt
-XC6C		Guide rod
Specifications other than above		Same as standard type



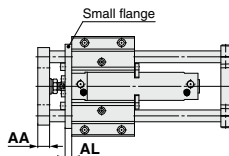
Dimensions (Dimensions other than below are the same as standard type.)

MGC□B20 to 50-□-XC6A

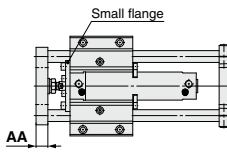
MGC□B20 to 50-□-XC6B

MGC□F20 to 50-□-XC6A

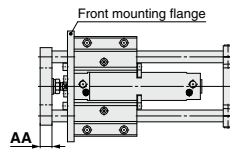
MGC□F20 to 50-□-XC6B



Bore size (mm)	(mm)	
	AA	AL
20	12	9
25	16	9
32	16	9
40	19	12
50	25	12



Bore size (mm)	(mm)
	AA
20	12
25	16
32	16
40	19
50	25



Bore size (mm)	(mm)
	AA
20	12
25	16
32	16
40	19
50	25